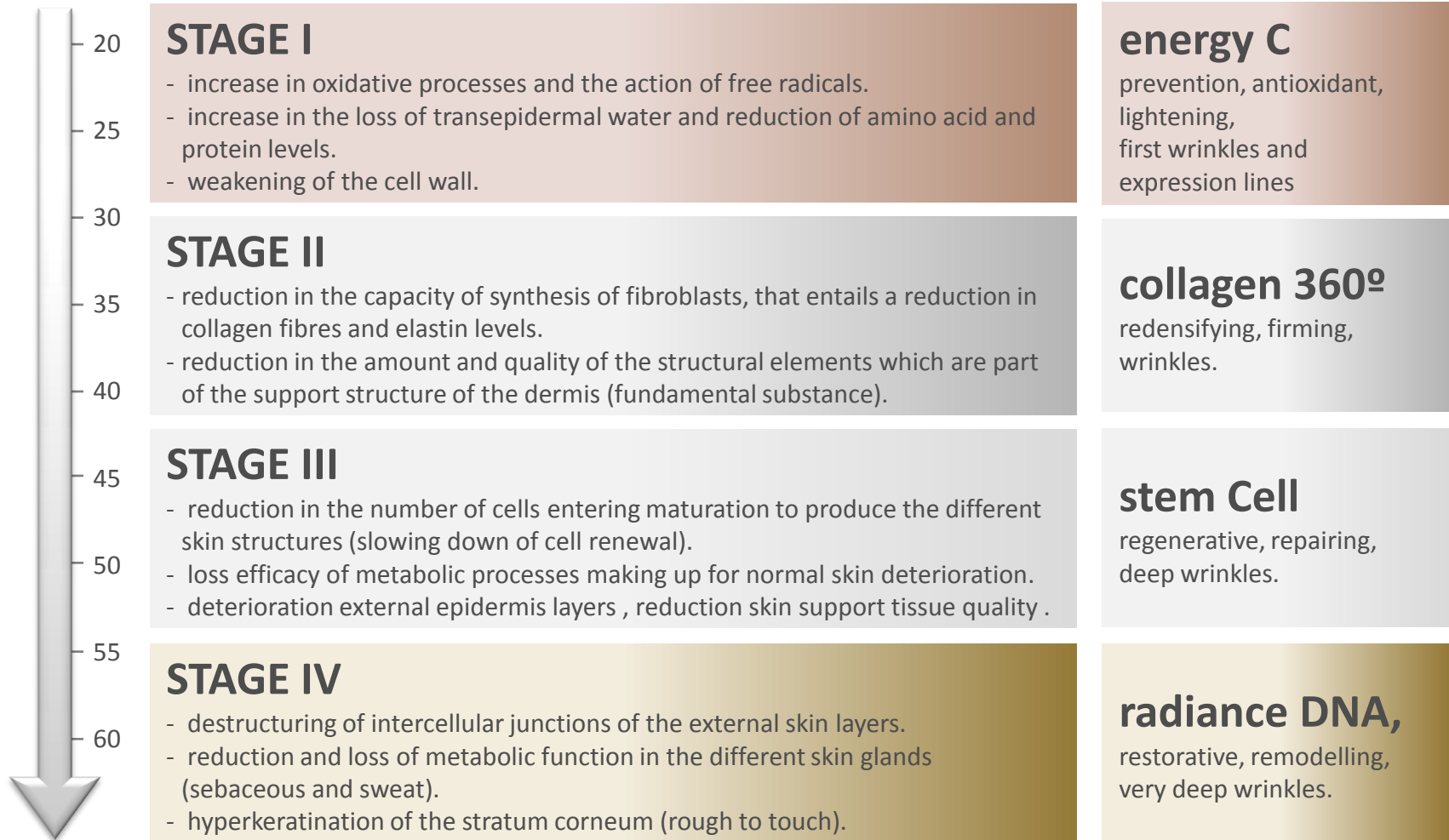


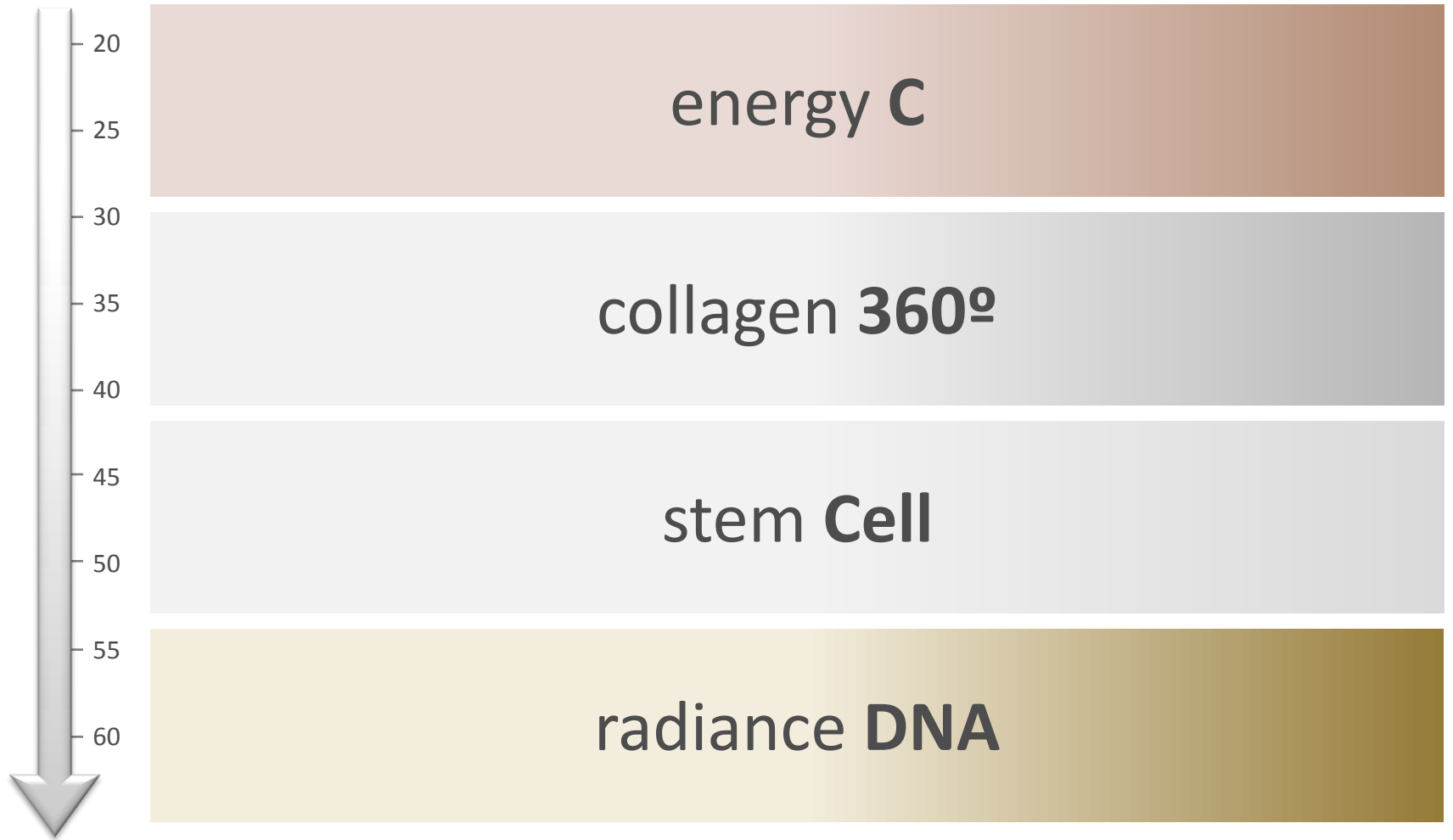


mesoestetic[®]
antiaging range

skin aging process: scientific approach



4 professional antiaging treatments



energy

C

brightening solution

by **mesoestetic**[®]



antiaging professional treatment



antiaging home maintenance



energy
C
professional treatment //

energy C serum
5 units

**energy C
crystal fiber mask**
5 units

**energy C
intensive cream**
home maintenance

**5 treatment sessions
+ home maintenance**



serum //

Highly concentrated serum.

In-depth revitalizing and antioxidant effect. Reinforces the cell wall, effectively smoothing the expression lines.

Active substances:

10% ascorbyl glucoside: stable form of Vitamin C.

Calendula: soothing, antiaggression active substance. Reinforces the defensive capacity of the skin.



crystal fiber mask //

3D nano-fiber mask for neck and face.
Expression lines correction.

Crystal fiber is a material for medical use based on 3D nano-fibres, 100% natural, safe and hygienic. It includes two independent pieces that adapt perfectly to the face and neck physiognomy, performing an occlusive effect that improves the permeability and efficacy on carrying active substances. immediate lifting effect.

Active substances:

Ananas Sativus extract: rich in Vitamins A and C. Renewal and scarring function.

Salicylic acid: smoothes the skin, returning its brightness.

Hyaluronic acid: highly moisturising structural element.

Hamamelis: with vasoprotective and anti-inflammatory properties.

brightening treatment for the face and neck with energy C

Phase I: skin preparation

Clean and tone up the skin of the neckline, neck and face with hydra milk cleanser and hydratonic.



Optional phases:

Electrodraining

For the purpose of enhancing tissue oxygenation, perform electrodraining for 10 minutes with **mesodrainer system** programme 5: facial drainer.



Fractionated Pulsed Light

In skins with mild signs of photoaging, it is recommended to stimulate the skin of the area treated with **smart PL**, 530 nm (amber light).



Permeability increase

To remove the excess dead cells, it is recommended to apply the contents of one ampoule of 10% glycolic acid.



brightening treatment for the face and neck with energy C

Phase II: energising massage

- Prepare the mixture for massage by emulsifying 3 doses of facial massage cream (6 ml) with a single dose of energy C serum.
- Heat slightly in the hands, spread the product and begin the manoeuvres detailed in the energising massage protocol (15 minutes).



Phase III: boosting the result

Take the two pieces of energy C crystal fiber mask out. First apply the piece for the face. Then deploy the piece for the neck, adapting its placement to the anatomic shape. Allow to act for 20 minutes.



brightening treatment for the face and neck with energy C

Phase IV: finishing

- a.** Massage again the content of one dose of **facial massage cream** until it is fully absorbed.
- b.** Complete the treatment with the application of **moisturising sun protection**.



Phase V: home maintenance

The pack includes a bottle of **energy c intensive cream** for home maintenance of the results obtained in the beauty salon.



Optional phase:

In more complex disorders, programme 6: post solar of the electrophoroporation device **tmt system** should be applied in alternate sessions.



energy C energising massage protocol

It is recommended to repeat each manoeuvre 3 times. The full massage lasts approximately 15 minutes.



1. Pressurise and depressurise the main nodal chains (deep, middle, and terminus) with 4 fingers.



2. Envelop the entire face from the chin, going up to the forehead through the sides in a simultaneous motion.



3a. Time 1: With the thumb as a support point on the forehead and 4 fingers on the chin, make 5 consecutive fix circles followed by lateral draining to the temples, and draining of the forehead with both thumbs to the temples. End the motion with fixed circles in the temporal area.



3b. Time 2: Repeat the entire step with 4 fingers in the lip commissures.



3c. Time 3: Repeat the entire step with 4 fingers in the nose flaps.



4. Drain in the eyes, from the pyramidal area with fingers performing a walking movement and following the superciliary line. End with fixed circles in the temples.



5. Fixed circles in the lower orbicular region, followed by fanning from the lachrymal to the external area of the eye.



6. Circular rubbing on the external area of the eye with the tips of the forefinger and thumb.

energy C energising massage protocol

It is recommended to repeat each manoeuvre 3 times. The full massage lasts approximately 15 minutes.



7. Typing in upper, lower eyelid and rictus.



8. Effleurage of the face with both hands crossed in four motions: forehead, eye orbicular, lip orbicular, and finally neck (only two repetitions).



9. Go down the neck sides and make back and forth motions over the neckline.



10. Wrap the deltoids with knuckles in the trapezium and cervicals.



11. With the flat hand, go down the sides of the spinal column with alternating gliding.



12. Glide from the sides of the neck to the solar plexus, exerting a slight pressure and Jacket pinching, followed by draining in a sagittal to lateral direction along the neckline.



13. Combined motion over neck, neckline, shoulders, and arms.



14. End this massage by wrapping the deltoids, raising the patient's arms, and pressing the hands to let them fall gently.



energy
C

Brightening and antioxidant treatment with high concentration of Vitamin C and all the medical expertise of **mesoestetic®**

energy

C

intensive cream //

Brightening cream with high concentration of vitamin C

Brightening cream formulated to respond to the first signs of aging. Its high concentration in stable vitamin C unifies the skin tone providing it with brightness. Its antioxidant properties counteract the harmful effects of ultraviolet rays, preventing premature photoaging. The combination of its active substances provides moisturising and attenuates fine wrinkles and expression lines.

Other active substances:

Osilift: ingredient obtained from oats, with immediate tensor properties. Cumulative effect for the treatment of fine wrinkles and expression lines.

Vitamin E: powerful antioxidant. Protects the skin against the harmful effects of ultraviolet radiation. Improves tissue micro-circulation.

Method of use:

Apply in the morning and at night onto the face, neck and neckline using a gentle circular motion until the product is fully absorbed.



energy

C

eye contour //

Energising eye contour

Energising cream formulated to respond to stage I signs of aging in the periocular area. Its high vitamin C concentration exerts a cumulative action against eye rings that gradually removes the signs of tiredness. The existence of plant tensors, collagen synthesis stimulants and restoring elastic fibres provides moisturisation and tonicity, counteracting the appearance of the first wrinkles in the eye contour.

Other active substances:

Organic silicon: enhances moisturising and regeneration of elastin fibres.

Prevents the formation of free radicals.

Elastin: Improves skin elasticity and is moisturising. Effective against expression lines.

Method of use:

Apply in the morning and at night in the eye contour by means of gently touching with the fingertips until it is fully absorbed.



energy

C

complex //

antioxidant 4 weeks Intensive treatment

4 weeks of intensive antioxidant, moisturising and tensor treatment. It stimulates the skin's ability to protect against free radicals, keeping it in a state of eudermia. Ultraconcentrated vitamin C (10%) is encapsulated in the protective cap to keep its properties unaltered until it is used. Once vitamin C has been released, store the serum in the freezer and use for 7 consecutive days. Each bottle corresponds to one week of treatment. To keep the skin in optimum conditions, it is recommended to repeat the treatment every 4 months.

Other active substances:

10% ascorbyl glucoside

Osilift: tensor of plant origin with anti-wrinkle properties.

Flash lifting effect.

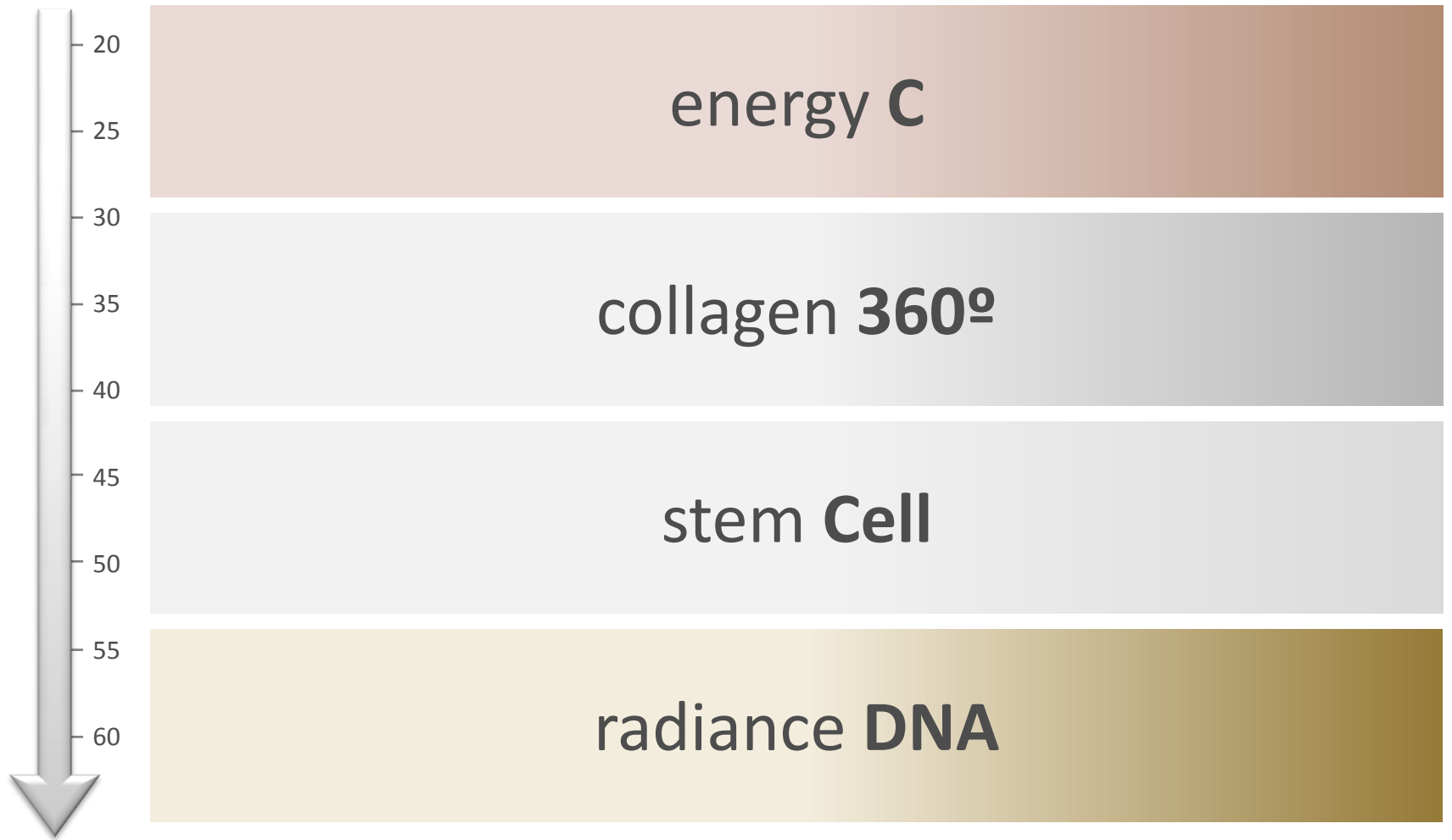
Vitamin E: It improves skin nourishing and elasticity and provides a response to fine wrinkles and expression lines.

Method of use:

Apply the contents of a pipette (1 ml) at night onto the face, neck and neckline using a gentle circular motion until it is fully absorbed.



4 professional antiaging treatments



collagen 360° firming solution by mesoestetic®



antiaging professional treatment



antiaging home maintenance

collagen 360° – professional treatment //

collagen
360°



collagen
360°
professional treatment //

collagen 360° serum
5 units

**collagen 360°
crystal fiber mask**
5 units

**collagen 360°
intensive cream**
home maintenance

**5 treatment sessions
+ home maintenance**



serum //

Ultraconcentrated serum.

Ultraconcentrated serum with firming effect. Strengthens the mechanical resistance of the dermis, preventing degradation and effectively smoothing out wrinkles.

Active substances:

10% enriched marine collagen.



crystal fiber mask //

3D nano-fiber mask for neck and face. Reactivates the collagen production.

Crystal fiber is a material for medical use based on 3D nano-fibres, 100% natural, safe and hygienic. It includes two independent pieces that adapt perfectly to the face and neck physiognomy, performing an occlusive effect that improves the permeability and efficacy on carrying active substances. Immediate tightening effect.

Active substances:

Hydrolysed marine collagen

Hyaluronic acid: highly moisturising, structural element of the skin.

Amino acids: rebalance the skin and give back its firmness.

Firming treatment for the face and neck with collagen 360°

Phase I: skin preparation

Clean and tone up the skin of the neckline, neck and face with hydra milk cleanser and hydratonic.



Optional phases:

Electrodraining

For the purpose of enhancing tissue oxygenation, perform electrodraining for 10 minutes with **mesodraîner system** programme 6: facial lift.



Radiofrequency + phototherapy

To maximise collagen synthesis, it is recommended to apply **photogen system**, bipolar radiofrequency (10 minutes) and amber + red leds (10 minutes).



Fractionated Pulsed Light

In skins with signs of moderate photoaging, it is recommended to stimulate the skin of the area treated with **smart PL**, 530 nm (amber light).



Permeability Increase

To remove the excess dead cells, it is recommended to apply the content of a 10% glycolic acid + vit. E and F ampoule.



Firming treatment for the face and neck with collagen 360°

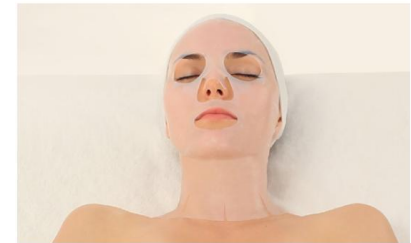
Phase II: firming massage

- a. Prepare the mixture for massage by emulsifying 3 doses of facial massage cream (6 ml) with a single dose of collagen 360° serum.
- b. Heat slightly in the hands, spread the product and begin the manoeuvres detailed in the firming massage protocol (20 minutes).



Phase III: boosting the result

Take the two pieces of collagen 360° crystal fiber mask out. First apply the piece corresponding to the face. Then deploy the neck piece, adapting its placement to the anatomic shape. Allow to act for 20 minutes.



Firming treatment for the face and neck with collagen 360°

Phase IV: finishing

a. Massage the content of one dose of the facial massage cream again until it is fully absorbed.



b. End the treatment with the application of moisturising sun protection.



Phase V: home maintenance

The pack includes a bottle of collagen 360° intensive cream for home maintenance of the results obtained in the beauty salon.



Optional phase:

In more complex disorders, programme 4: antiflaccidity of the electrophoroporation device **tmt system** should be applied in alternate sessions.



collagen 360° firming massage protocol

It is recommended to repeat each manoeuvre 3 times. The full massage lasts approximately 20 minutes.



1. Slide hands over the sternocleidomastoid muscle to the neckline, shoulders, going down the arm to the elbow, and returning over the back of the arm to the cervicals.



2. Pinch in the sternocleidomastoid region up to the pectorals, alternate fan and fingers in the neckline and arm, return over the back to the cervicals.



3. Alternate ascending smoothing only on the neck with movements from the clavicle to the jaw.



4. Stirring movements with fingers in the central double chin area to the earlobe applying circular pressure.



5. Ascending clapping movements with 4 fingers in the double chin and 2 fingers over the buccinator muscle.



6. Simultaneous jaw moulding from the centre to the sides, ending by applying circular pressure on the earlobe.



7. Slide the fingers simultaneously in a scissor-like fashion from the orbicularis oris to the zygomatics, ending in the temples applying circular pressure.



8. Perform circular rubbing with the fingertip, going up along the nasolabial fold from the lower jaw to the nose wings (triangular muscle of the lips).

collagen 360° firming massage protocol

It is recommended to repeat each manoeuvre 3 times. The full massage lasts approximately 20 minutes.



9. Lift the nasolabial fold with the thumbs and the other fingers placed on the double chin.



10. Smooth out the malar area with the 4 fingers placed simultaneously on the temples, ending with fixed circles.



11. Go up over the transverse muscle of the nose and make a zig-zag motion in the pyramidal muscle.



12. Slide over the superciliary muscle with gentle pinching.



13. Apply pressure to the inner area of the orbicular with both thumbs (sustained for 3 seconds), followed by draining with the thumbs up to the temples.



14. 8 technique for intensive work in the distal edge of the eye.



15. Perform horizontal smoothing with the hands on the forehead with 4 fingers and draining in the temporal muscles.



16. Intensive work on the forehead folds (one hand clamps the tissue and the forefinger and middle fingertip perform rubbing all over the forehead).

collagen 360° firming massage protocol

It is recommended to repeat each manoeuvre 3 times. The full massage lasts approximately 20 minutes.



17. Perform vertical and ascending smoothing with the hands on the forehead, in a left to right direction, from the eyebrow to the hairline.



18. Perform ascending smoothing with the hands, lifting the features, from the neckline to the forehead, in a sagittal to lateral direction, first the left side and then the right side of the body.



19. End by applying sustained pressure for a few seconds all over the face with both hands together and lose contact by raising the hands gently, first the palm region and finally the fingertips.



collagen 360°

Firming and tightening treatment with enriched marine collagen and all the medical expertise of **mesoestetic®**

collagen 360°

intensive cream //

Firming cream that stimulates de collagen production

Firming cream developed from enriched marine collagen for the purpose of counteracting collagen loss from the organism and protecting the three-dimensional structure of the dermal matrix. Performs a twofold action:

- It maintains the main amino acid profile of natural collagen: glycine-proline-hydroxyproline.
- This is associated with retinol and ascorbic acid, which, in addition to regulating the activity of degradation enzymes, stimulates the formation of new collagen.

Other active substances:

Retinol: enhances cell renewal, unifying the skin tone.

Ascorbic acid: increases the number of elastic fibres and active fibroblasts, improves the quality of the extracellular matrix.

Method of use:

apply in the morning and at night onto the face, neck and neckline using a gentle circular motion until the product is fully absorbed.



collagen 360° – professional treatment //

collagen
360°

collagen 360° eye contour //

Anti-wrinkles eye contour cream. Tightening effect.

Last-generation cream particularly designed for the treatment of signs of periorcular aging. It stimulates fibroblasts to synthesise connective tissue components (collagens I, III, IV) and polysaccharides (glycosaminoglycans and hyaluronic acid)

Its tightening active substances smooth out the eye contour and noticeably reduce wrinkles, stimulating collagen regeneration.

Contains exclusive interferential pigments that reduce the rings under the eyes and signs of fatigue.

Other active substances:

Osilift: a last-generation tightening active substance.

Matrixyl: small endogenous peptides acting as cell messengers.

Argireline: anti-age hexapeptide reducing the depth of wrinkles.

Method of use:

apply in the morning and at night in the eye contour by means of gently touching with the fingertips until it is fully absorbed.



collagen 360° – professional treatment //

collagen
360°

collagen 360° capsuled mask //

Intensive treatment. Reactives the collagen synthesis.

Non woven mask encapsulated in an aluminium blister pack. It expands in contact with collagen 360° solution, decongestant activating fluid, that provides an immediate tightening effect. Its combination of ultraconcentrated active substances enables it to fulfil the following functions:

- Dermal stimulation of fibroblasts
- Moisturising and regeneration of damaged skin
- Immediate tightening action

Other active substances:

Aloe Vera: with excellent moisturising and stimulating properties.
Oats extract: tightening ingredient with immediate effect.

Method of use:

Pour collagen 360° solution onto a capsuled mask up to fill the blister pack. Once the capsuled mask is expanded, repeat the procedure. Deploy the mask and apply over



collagen 360° – professional treatment //

collagen
360°

collagen 360° elixir //

Drinkable nutricosmetic with enriched marine collagen.
It firms the skin inside out.

Drinkable nutricosmetic specifically formulated for skin firming and wrinkle reduction. Its bioassimilable ingredients act in the outermost layers to nourish the skin from the inside. By re-establishing the skin's metabolic balance and enhancing the biosynthesis of its ingredients, collagen 360° elixir acts as a complement to the use of cosmeceutics.

Other active substances:

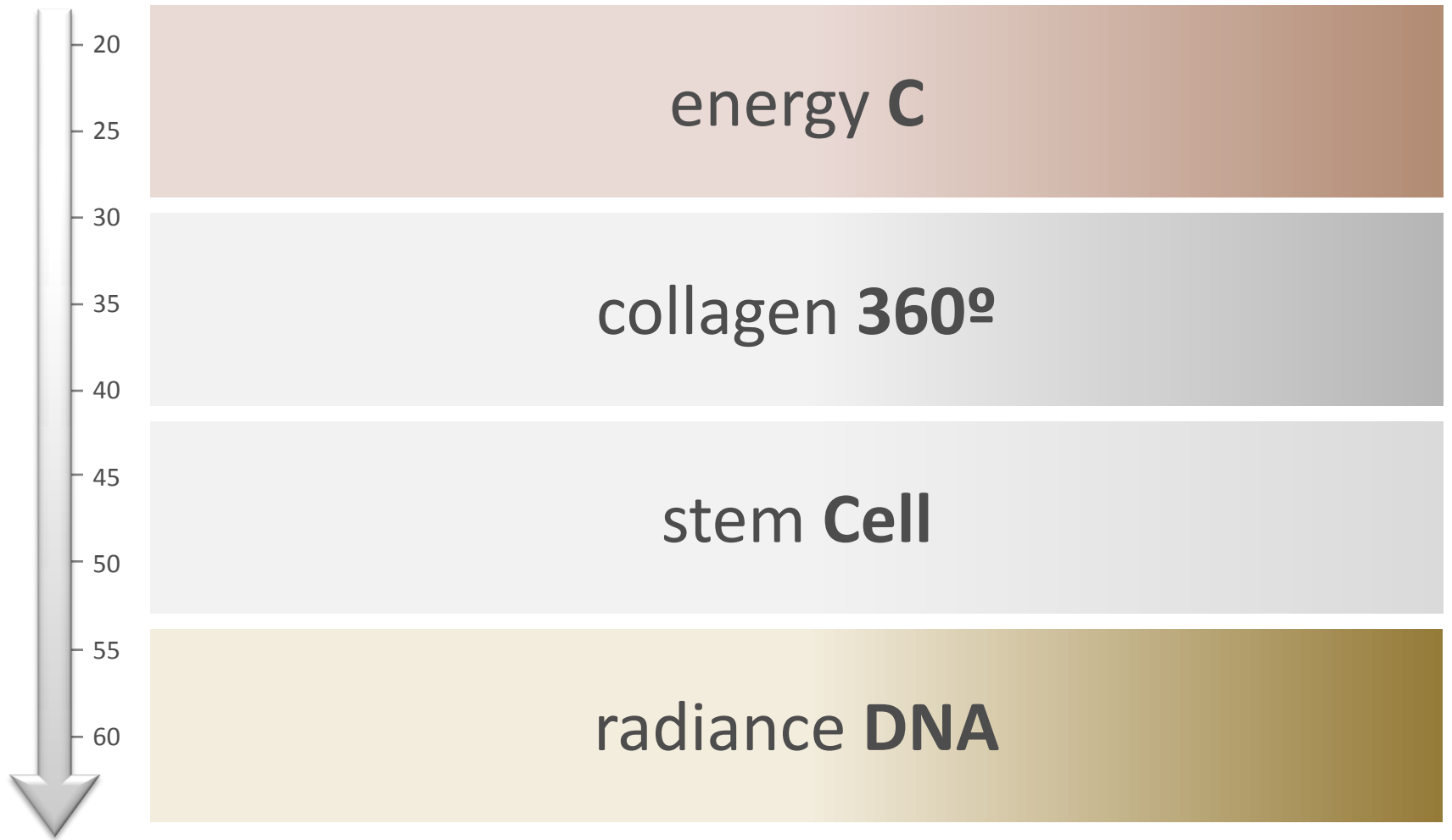
Each bottle contains 10 g of hydrolysed collagen. It does not show any adverse events; it is digestible and assimilable by the body. It does not contain any fats or cholesterol.

Method of use:

It is recommended to take one daily dose of 1 bottle at night, the first 6 days of each month for 3 months. The treatment can be repeated twice a year.



4 professional antiaging treatments



stem
Cell
regenerative solution
by **mesoestetic**[®]



antiaging professional treatment



antiaging home maintenance

stem Cell – professional treatment //



stem
Cell
professional treatment //

stem Cell serum
5 units

stem Cell
crystal fiber mask
5 units

stem Cell
intensive cream
home maintenance

5 treatment sessions
+ home maintenance

stem Cell – professional treatment //

stem
Cell

serum //

Highly concentrated serum.

Highly concentrated serum with intensive regenerating effect. Prolongs the life of skin cells repairing deep wrinkles.

Active substances:

10% plant stem cell extract



crystal fiber mask //

3D nano-fiber mask for neck and face.
Deep cellular renewal.

Crystal fiber is a material for medical use based on 3D nano-fibres, 100% natural, safe and hygienic. It includes two independent pieces that adapt perfectly to the face and neck physiognomy, performing an occlusive effect that improves the permeability and efficacy on carrying active substances. Intensive regenerating effect.

Active substances:

Plant stem cells extract

Vitamins C and E: They show a regenerating anti-free radical action, preventing degeneration of skin tissues.

Aloe Vera: It stimulates cell growth by supplying micronutrients, leading to repairing, restructuring and soothing actions and relieving skin microlesions.

Regenerative treatment for the face and neck with stem Cell

Phase I: skin preparation

Clean and tone up the skin in the neckline, neck and face with hydra milk cleanser and hydratonic.



Optional phases:

Electrodraining

For the purpose of enhancing tissue oxygenation, perform electrodraining for 10 minutes with **mesodrainer system** programme 6: facial lift.



Radiofrequency + phototherapy

To increase the regenerative effect, it is recommended to apply **photogen system**, bipolar radiofrequency (10 minutes) and amber + red + infrared leds (10 minutes).



Fractionated Pulsed Light

In skins with signs of moderate photoaging, it is recommended to stimulate the skin of the area treated with **smart PL**, 530 nm (amber light).



Permeability Increase

To remove the excess dead cells, it is recommended to apply the content of a 10% glycolic acid + vit. E and F ampoule.



Regenerative treatment for the face and neck with stem Cell

Phase II: regenerative massage

- Prepare the mixture for massage by emulsifying 3 doses of facial massage cream (6 ml) with a single dose of stem Cell serum restructurative.
- Heat slightly in the hands, spread the product and start the manoeuvres detailed in the regenerative massage protocol (20 minutes).



Phase III: boosting the result

Remove both pieces of stem Cell crystal fiber mask. First apply the piece for the face. Then deploy the piece for the neck, adapting its placement to the anatomic shape. Allow to act for 20 minutes.



Regenerative treatment for the face and neck with stem Cell

Phase IV: finishing

- a.** Massage again the content of one dose of **facial massage cream** until it is fully absorbed.
- b.** Complete the treatment with the application of **moisturising sun protection**.



Phase V: home maintenance

The pack contains a bottle of **stem Cell active growth factor** for home maintenance of the results obtained in the beauty salon.



Optional phase:

In more complex disorders, programme 5: antiaging of the electrophoroporation device **tmt system** should be applied in alternate sessions.



stem Cell regenerative massage protocol

It is recommended to repeat each manoeuvre 3 times. The full massage lasts approximately 20 minutes.



1. With one hand behind the ear, slide the palm over the chin, neck, shoulder, neckline, and press on the sternum.



2. Alternating, descending palm sliding, from left to right, from the maxillary to the deltoids and through the neckline and arm.



3. With both hands on the sternum, slide the palm towards the deltoids with involvement and subsequent sliding over the upper trapezium and cervicals back to the deltoids.



4. Perform back and forth movements around the lower jaw leaving one hand on the earlobe and sliding with the other hand.



5. Perform circular movements around the ear, ascending over the external area of the earlobe and pressing on the internal side.



6. Apply pressure to the triangular muscle of the lips, upper jaw, masseter, malar, transverse muscle of the nose, pyramidal muscle and forehead in 3 lines.



7. Envelop the mentalis with the thumbs.



8. Lift the nasolabial fold towards the nose wing with the thumbs.

stem Cell regenerative massage protocol

It is recommended to repeat each manoeuvre 3 times. The full massage lasts approximately 20 minutes.



9. Perform alternate sliding with the fingers in a scissor formation from the orbicularis oris to the zygomatics.



10. Ascending fan in the cheeks.



11. Go up through the sides of the nose to the triangular bone to work on the eye orbicular: perform fixed circles with 4 fingers combing the eyebrow, followed by a fan in the upper and lower orbicular (outwards).



12. Pump the eyebrows with the forefinger and thumb, followed by draining in the orbicular and fixed circles in the temples.



13. Drain the eyebrows alternating 5 pressures with the thumb.



14. Using the palms, vertically smooth the forehead from side-to-side (left to right).



15. Perform large outward circles on the temples (with 4 fingers).



16. Apply pressure to the parietals with fixed circles.

stem Cell regenerative massage protocol

It is recommended to repeat each manoeuvre 3 times. The full massage lasts approximately 20 minutes.



17. Perform fixed circles on the parotids.



18. Effleurage with the hands entwined in a sagittal to lateral direction 4 times: forehead, eye orbicular, lip orbicular and, finally, the neck.



19. Joint motion over the neck, neckline, deltoids, arm and end with sustained pressure on the shoulders.



stem Cell

Cell regenerating treatment
with plant stem cells
and all the medical expertise
of **mesoestetic®**



stem Cell – professional treatment //

stem
Cell

stem Cell

active growth factor //

Regenerative cream with stem cells and growth factors.

Regenerative cream that combines the action of plant stem cells extract with that of growth factors to achieve skin restructuring from inside the cell. Growth factors are small fragments of biologically active proteins that belong to the cytokine group. These are key elements to intercellular communication and external control of cell reproduction mechanisms.

They can attract and guide the cells at the site where they are needed, and are involved in the generation of new cells by cell division.

Other active substances:

Dexpanthenol: stimulates fibroblast function strengthening the structure of the skin support matrix.

Matrixyl: combination of small synthetic peptides that act synergistically stimulating dermal matrix repairing processes.

Lipochroman-6: last-generation antioxidant and cell protector.

Method of use:

apply in the morning and at night onto the face, neck and neckline using a gentle circular motion until the product is fully absorbed.



stem Cell – professional treatment //

stem
Cell

stem Cell

nanofiller lip contour //

Filling effect lip contour cream with hyaluronic acid.

The first filling effect cream based on plant stem cells extract and hyaluronic acid specifically designed for the treatment of the delicate lip contour area. This unique combination acts synergistically and provides a twofold effect:

- **regenerator:** the plant stem cell extract stimulates collagen and elastin production, prolonging cell life.
- **filler:** hyaluronic acid fills the thinner areas, providing support to the cells created.

Other active substances:

Hyaluronic acid: natural polysaccharide that performs a support function for collagen and elastin fibres. Able to retain thousand times its weight in water.

Method of use:

apply in the morning and at night in the lip contour by means of gently touching with the fingertips until it is fully absorbed.



stem Cell – professional treatment //

stem
Cell

stem Cell

serum restructuractive //

Intensive cellular regenerative treatment.

Ultraconcentrated serum with intensive renewal action. With 10% stem cell extract, it is a powerful starting treatment against cell aging, reversing the skin degradation process.

Other active substances:

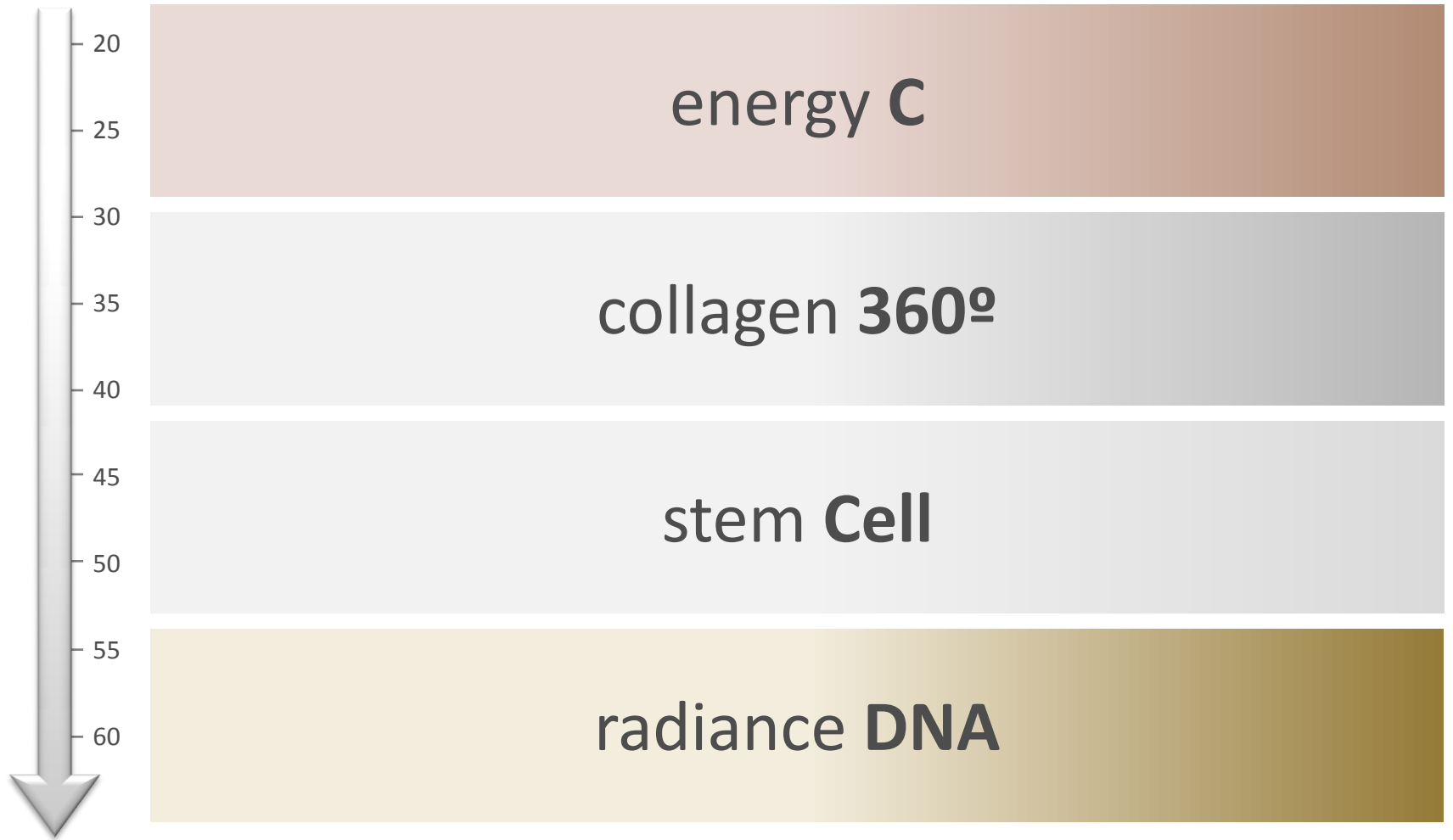
Vitamins A and E with intensive antioxidant, emulsifying, moisturising and regenerating properties.

Method of use:

apply the full content of a single dose once a week at night by means of a gentle circular massage until it is fully absorbed.



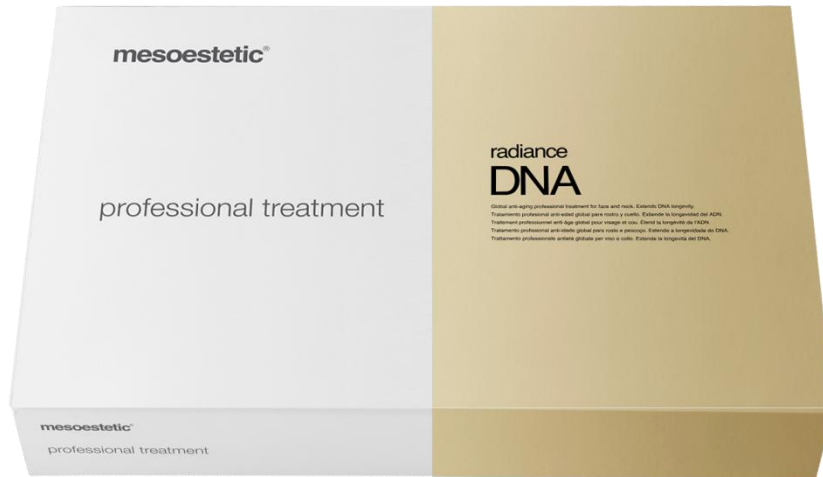
4 professional antiaging treatments



radiance

DNA

global antiaging solution
by **mesoestetic**[®]



antiaging professional treatment



antiaging home maintenance



radiance
DNA
professional treatment //

radiance DNA serum
5 units

**radiance DNA
crystal fiber mask**
5 units

**radiance DNA
intensive cream**
home maintenance

**5 treatment sessions
+ home maintenance**



serum //

Ultraconcentrated serum with restorative action.

Ultraconcentrated serum with reconstituting and restorative action. It is applied by means of a unique massage technique, designed to stimulate and reactivate cell metabolism, effectively reducing the multiple signs of skin aging.

Active substances:

10% [meso]recovery complex.



crystal fiber mask //

3D nano-fiber mask for neck and face.
Extends DNA longevity.

Crystal fiber is a material for medical use based on 3D nano-fibres, which is 100% natural, safe and hygienic. It includes two independent pieces, that adapt perfectly to the face and neck physiognomy, performing an occlusive effect that improves the permeability and efficacy of carrying active substances. Remodels and redefines the facial oval, noticeably smoothing out deep wrinkles.

Active substances:

Acetyl Hexapeptide: treats and reduces the depth of wrinkles, effectively fighting skin aging.
Malachite extract: anti-free radical and detoxifying action. Able to cancel the action of environmental contaminants.

Flavonoid combination: extract with whitening, anti-inflammatory and antiaging properties.

Seaweed extract: high moisturising and tightening power. Improves skin elasticity.

Q10 coenzyme: Its potent antioxidant action exerts a significant influence on cell longevity.

Global antiaging treatment for face and neck

Phase I: skin preparation

Clean and tone up the skin of the neckline, neck and face with **hydra milk cleanser** and **hydratonic**.



Optional phases:

Electrodraining

For the purpose of enhancing tissue oxygenation, perform electrodraining for 10 minutes with **mesodraîner** system programme 6: facial lift.



Radiofrequency + phototherapy

To enhance the regenerating effect, it is recommended to apply **photogen** system, bipolar radiofrequency (10 minutes) and amber + red + infrared leds (10 minutes).



Fractionated Pulsed Light

To achieve a higher degree of cell stimulation, we recommend combining it with smart PL, 530 nm (amber light).



Permeability Increase

To remove the excess dead cells, it is recommended to apply the content of a 10% glycolic acid + vit. E and F ampoule.



Global antiaging treatment for face and neck

Phase II: KOBIDO by mesoestetic®

- Prepare the mixture for massage emulsifying 3 doses of facial massage cream (6 ml) with a single dose of radiance DNA serum.
- Gently heat in the hands, spread the product and begin the manoeuvres detailed in the KOBIDO by mesoestetic® massage protocol (40 minutes).



Phase III: : boosting the result

Remove both pieces of radiance DNA crystal fiber mask. Apply the first piece corresponding to the face. Then deploy the neck piece, adapting its placement to the anatomic shape. Allow to act 20 minutes.



Global antiaging treatment for face and neck

Phase IV: finishing

- a. Massage the content of one dose of **facial massage cream** until it is fully absorbed.
- b. Complete the treatment with the application of **moisturising sun protection**.



Phase V: home maintenance

The pack contains a bottle of **radiance DNA intensive cream** for home maintenance of the results obtained in the beauty salon.



Optional phase:

In more complex disorders, we recommend applying in alternate sessions **anti-age programme 5** of the **tmt system electrophoroporation** appliance.



Kobido by mesoestetic®: facial rejuvenation massage protocol

We recommend repeating each manoeuvre 3 times. The full massage lasts approximately 40 minutes.



1. Gentle ascending runs over the anterior neck, sliding with the ring and little finger along the submandibular line and paddle percussion under the jaw.



2. Alternate ascending sliding with a hand over the neck and the other from the collarbone to the cheek.



3. Upward fan movement from the jaw to the zygomatic bone with the hypothenar area supported. Alternate, ascending sliding motions over the cheek with four fingers, cupped hands and using the thumbs as pivots. Repeat using only the middle finger.



4. Combination of rolling strikes with flip-stroking over the jaw and the zygomatic area.



5. Ascending fan over the nasolabial fold and lifting to the parotid. Followed by simultaneous emptying to the temporal and maxillary bones. Repeat manoeuvres 2 to 5 in right oval.



6. Simultaneous sliding movements with fingers set along the chin, from the chin to the ear, with slight overlapping of the index and middle fingertips, followed by zig-zag on the chin with the thumbs.



7. Semicircular kneading with thumbs over the chin, pressure and rotation with thumb counterclockwise.



8. Simultaneous circular friction with middle and ring finger over the jaw from the ear to the chin.



9. Descending strike with thumbs over the upper lip, slide index and middle finger opening the hands from the chin.



10. Friction with index finger over nasolabial fold, supporting the thumbs on the forehead as pivots.

Kobido by mesoestetic®: facial rejuvenation massage protocol

We recommend repeating each manoeuvre 3 times. The full massage lasts approximately 40 minutes.



11. Upward rolling strikes from the chin to the triangular and elevator muscle of the lips, surrounding the cheek.



12. Circular friction on the sides of the nose, slightly touching the zygomatic.



13. Semi-circular motion with the thumbs over the glabella, continuing all over the forehead.



14. Slide from the temporal bone to the anterior area of the ear, applying mild pressure over the thenar eminences.



15. Circle around the eyes, followed by emptying in the inferior orbicularis muscle, with pressure and decompression to the temples, ending in the parotids.



16. Fan movement in the inferior and superior orbicularis muscles, from the corner to the external angle of the eye.



17. Semicircular rotation with thumbs over the external angle of the eye (crow's feet).



18. Pump with 4 fingers from the corner of the eye running over the temporal bone to the parotid.



19. Slide laterally with pressure using the thenar eminences from the forehead to the parotids, together with lifting on the jaw.



20. Emptying with middle and ring finger on the jaw, from the parotid gland to the terminus. Palm sliding over the neckline from the sagittal area to the shoulders, followed by alternate kneading and flip-stroking combined with rolling strikes.

Kobido by mesoestetic®: facial rejuvenation massage protocol

We recommend repeating each manoeuvre 3 times. The full massage lasts approximately 40 minutes.



21. Slight strikes with the thumbs from the middle of the forehead to the temporal bone. Join the thumbs in the zygomatic emptying to the jaw. Repeat in the other oval.



22. Gentle emptying from the jaw running down the neck to the collarbone. Go up to the parietal bone to end with pressure and decompression at the back of the ear and occipital bone.



radiance DNA

Global antiaging
and DNA repair treatment
with [meso]recovery complex®
and the medical expertise
of mesoestetic®

radiance

DNA

intensive cream //

Global anti-aging cream that maintains DNA integrity

Global-acting antiaging cream created particularly for reactivating vital skin functions, strengthening the protective barrier action. radiance DNA intensive cream includes in its formula the powerful [meso]recovery complex® responsible for stimulating fibroblasts for collagen and hyaluronic acid production and improving the skin defence against oxidative stress. Bright and glowing, the skin recovers its elasticity and firmness and wrinkles gradually decrease.

Other active substances:

SPF 15

Lamellar structure phospholipids: they form a protective film over the skin surface preventing transdermal water loss.

Hyaluronic acid: highly moisturising, structural element of the skin.

Method of use:

Apply over the face, neck and neckline in the morning, as a second step in antiaging beauty treatment, after radiance DNA essence, insisting on the facial oval, nasolabial folds, lip contour and area between the eyebrows.



radiance DNA night cream //

Replenishing night cream.
Synchronizes the skin's renewal process.

radiance DNA night cream uses the natural resting state of the skin to readjust cell metabolism and induce the activity of the genes responsible for skin renewal during sleep. The unique association of meso]recovery complex® and chronogen enables re-balancing the activity and rest processes, repairing DNA damage caused during daytime, in addition to preparing the skin for new activity periods. Upon waking up, the skin looks rested, redensified and smooth and wrinkles and expression lines fade away.

Other active substances:

Chronogen: latest-generation tetrapeptide. Synchronises the biological cell clock, enhancing DNA protection and repair.

Lamellar structure phospholipids: they form a protective film on the skin surface that prevents transdermal water loss.

Hyaluronic acid: highly moisturising, structural element of the skin.

Method of use:

Apply onto the face, neck and neckline at night, as a second step of antiaging beauty treatment, after radiance DNA essence, performing lifting from the middle of the face and emptying to the sides.



radiance DNA

eye contour //

Total recovery eye contour cream.

Specific care created for total eye contour repair, thereby achieving a three-fold effect against wrinkles, under-eye bags and circles. The exclusive [meso]recovery complex® revitalises, drains and activates microflow. It provides a long-lasting lifting, tightening effect and visibly reduces deep wrinkles. It smooths out, unifies, and lightens the periorcular area. Bags under the eyes and circles disappear visibly.

Other active substances:

DMAE: provides a visible, immediate lifting effect.

Eye seryl: tetrapeptide with anti-oedema properties highly effective for bag reduction. It has an effect against circles under the eyes, increasing brightness in the periorcular area.

Horse chestnut extract: vasoconstrictive and anti-oedema properties. Potent decongestant, draining action.

Method of use:

Apply gently in the morning and at night over the eye contour area. Make circular motions with the ring finger and smooth outwards to complete absorption.



radiance DNA essence //

Remodelling serum.
Sculpts facial contour and effectively reduces wrinkles.

Concentrated remodelling serum specifically formulated to reconstitute the skin in depth, ensuring solid cell cohesion and potent rejuvenating action. The unique combination of [meso]recovery complex[®], together with active substances with highly tightening and anti-aging properties, stimulates collagen production and strengthens the extracellular matrix, restoring the dermo-epidermal junction. Redefines and repositions the oval of the face. It makes skin texture thinner and wrinkles are noticeably smoothed.

Other active substances:

DMAE: provides a visible, immediate lifting effect.

Elastin: improves skin elasticity and moisturising.

Hydroviton: high long-lasting moisturising action.

Method of use:

Use in the morning and at night, over completely clean skin. Apply onto the face, neck and neckline, outlining the oval of the face. Then, start to apply the corresponding treatment cream.



radiance DNA elixir //

Age delay drinkable nutricosmetic.
Cell chrononutrition. Multi-benefit action.

Regenerating, highly anti-oxidant nutritional complement, formulated to reactivate the cell metabolism of the dermis and help reverse its aging. Concentrates in its formula easily bioassimilable components that contribute to slowing down loss of tightness and wrinkle formation, significantly improving skin condition and texture. Day after day, the skin gets smoother, tighter and brighter.

Active substances:

Hyaluronic acid: present naturally in the dermis, it enables retaining water inside the skin, ensuring skin firmness and elasticity.
Silicon: stimulates collagen and elastin synthesis enhancing tissue reaffirmation.
Biotin: enhances cell metabolism processes.
Grape extract rich in resveratrol: its high antioxidant action fights skin oxidative stress.

Method of use:

It is recommended to take one daily dose of 1 bottle at night, the first 6 days of each month for 3 months. The treatment can be repeated twice a year.





a full range of professional antiaging treatments
by **mesoestetic**®



mesoestetic[®]
antiaging range